


Akamai University eCampus Instructions for Self-Guided Tour

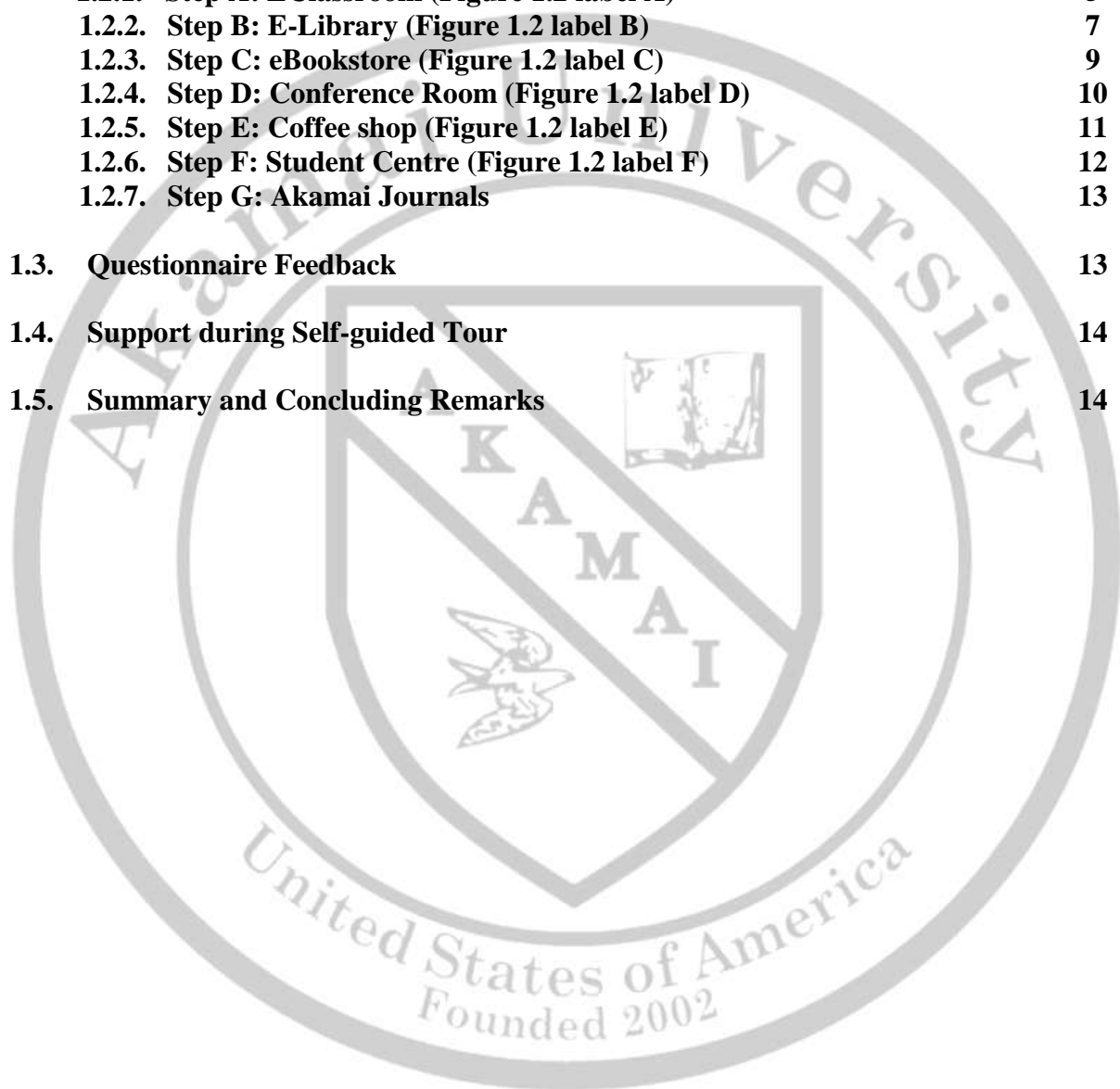


Prepared by

Khoo Voon Ching, Akamai eCampus Webmaster

Table of Contents
Akamai University eCampus Orientation
Self-Guided Tour

	Page
1.0. Overview of ECampus Development	3
1.2. Tour of ECampus Features	5
1.2.1. Step A: EClassroom (Figure 1.2 label A)	5
1.2.2. Step B: E-Library (Figure 1.2 label B)	7
1.2.3. Step C: eBookstore (Figure 1.2 label C)	9
1.2.4. Step D: Conference Room (Figure 1.2 label D)	10
1.2.5. Step E: Coffee shop (Figure 1.2 label E)	11
1.2.6. Step F: Student Centre (Figure 1.2 label F)	12
1.2.7. Step G: Akamai Journals	13
1.3. Questionnaire Feedback	13
1.4. Support during Self-guided Tour	14
1.5. Summary and Concluding Remarks	14



ECAMPUS DEVELOPMENT

1.0 Overview of eCampus development.

As an important requirement of the e-education method at Akamai University and to improve the overall quality of AU distance education, a world-class eCampus was strategically planned and developed. The following sections discuss the eCampus development and the extensive features which have been incorporated.

1.1 Web programming language

For this eCampus development project, Akamai University has used the Graphical User Interface method (GUI) which is implemented by today's available operating systems (OS), including Microsoft Windows, IOS, and Android, for the purpose of easier interaction between the human and computer. Akamai University has used vital web programming methods to integrate the entire e-education system into the eCampus virtual platform which is shown in Figure 1.1 (below).



Figure 1.1. Akamai University E-campus

The web programming methods used in eCampus are further discussed below:

1.1.1 Hyper Text Mark-up Language (HTML)

Hyper Text Mark-up Language or HTML was used as the foundation of the eCampus website. The main purpose of HTML is to integrate the features together which were then linked to Adobe Flash to create an excellent interactive graphical user interface.

1.1.2 Adobe Flash

Adobe Flash (formerly called "Macromedia Flash") is a multimedia and software platform used for authoring vector graphics, animation, games and rich Internet applications (RIAs), which can be viewed, played and executed in Adobe Flash Player. Flash is frequently used to add streamed video or audio players, advertisement and interactive multimedia content to web pages. (http://en.wikipedia.org/wiki/Macromedia_flash; Cited: 8 Oct 2013). Whereby Akamai University integrated the Adobe Flash with all of the eCampus features, such as e-classroom, e-journey, and e-library. Most of these features were built with Hypertext Preprocessor coding (PHP).

1.1.3 Hypertext Pre-processor coding (PHP)

PHP is a server-side scripting language designed for web development but also used as a general-purpose programming language. PHP is now installed on more than 244 million websites and 2.1 million web servers. Originally created by Rasmus Lerdorf in 1995, the reference implementation of PHP is now produced by The PHP Group. While PHP originally stood for Personal Home Page, it now stands for PHP: Hypertext Pre-processor, a recursive acronym. (<http://en.wikipedia.org/wiki/PHP>; Cited: 8 Oct 2013)

With the integration of these three web programming languages, the eCampus environment which was developed is graphical and interactive. The following section discusses the features which were implemented into the e-campus.

START OF SELF-GUIDED TOUR: LOGIN INFORMATION

Please login to the eCampus by entering at the Akamai University main page www.akamaiuniversity.us

Click on the  button on the top left of the webpage. This will bring you to the Akamai University ECampus URL at www.akamai-ecampus.com/ecampus.htm

The Reviewer can login to the eClassroom by clicking on the eClassroom button as shown in Figure 1.2 label A.

Two types of roles have been setup in a sample program for your review, which are faculty and student

Guided Tour Login:

a) Login as Visiting Faculty or Administrator:

Login ID:	reviewtutor
Password	Reviewtutor16^

b) Login as Visiting Student or Alumni:

Login ID:	ecampus
Password	Ecampus16^

1.2 Overview of eCampus Features

After login you will be able to explore the various eCampus Features that provide students and faculty with an interactive experience.

Please now refer to the Figure 1.2. Note the features to explore in the following order:

- Step #A: eClassroom (Figure 1.2 label A)
- Step #B: eLibrary (Figure 1.2 label B)
- Step #C: eBookstore (Figure 1.2 label C)
- Step #D: Conference Room (Figure 1.2 label D)
- Step #E: Coffee shop (Figure 1.2 label E)
- Step #F: Student Centre (Figure 1.2 label F)
- Step #G: Akamai Journals

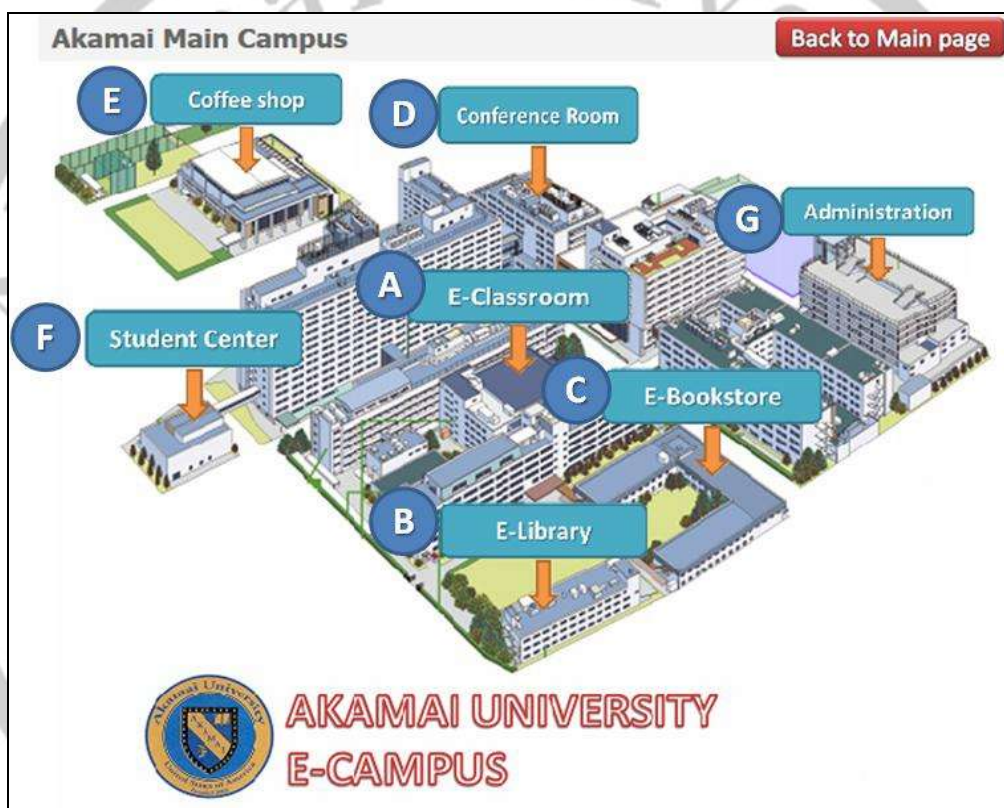


Figure 1.2. eCampus features

1.2.1 Step A: eClassroom (Figure 1.2 label A) –For question 1-3.

For this self-guided tour we have made available to you the Doctor of Philosophy in Management within the “*eCampus review*” Program category as shown in figure 1.3 below , as an example.

After you enter the eClassroom , select the item, **eCampus review**, and click the hotlink for **PhD in Management**.

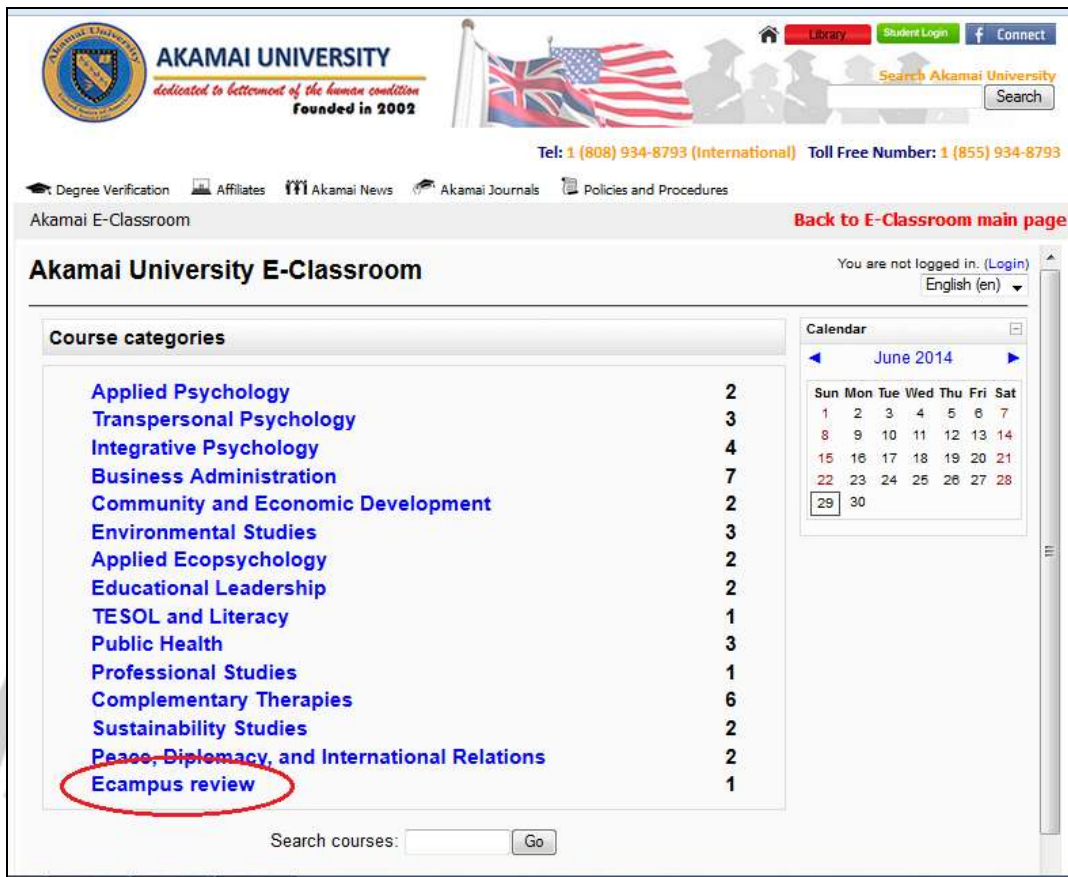


Figure 1.3. Program category

The eClassroom was built based on the Moodle PHP platform as shown in Figure 1.4, whereby the eClassroom has the following functions:

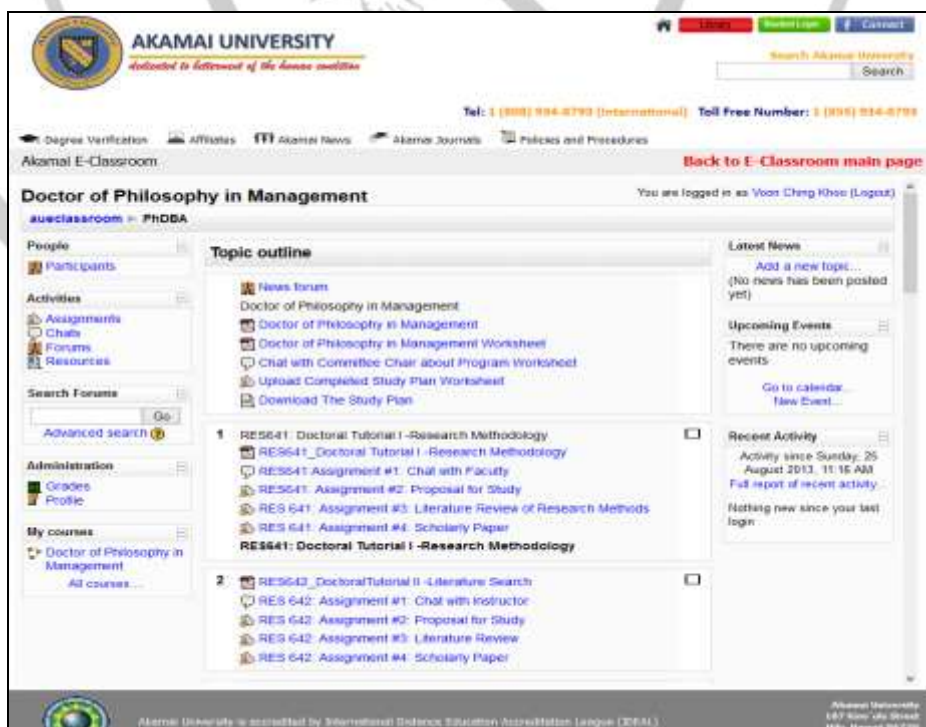



Figure 1.4. eClassroom

Here you will need to login to view the materials available to you, such as the program overview and class syllabi, assignments, and academic activities presented there, such as:

- i. Check and submit course assignments and scholarly papers.
- ii. Carry out online examinations and quizzes.
- iii. Check for schoolmates and instructor profiles and contact information.
- iv. Interact with program mentor through online chat or online messaging.
- v. Instructor assignment of grades and exam marking system.
- vi. Update profiles and contact information.
- vii. Student academic progress report card.
- viii. E-forum system.

It is here, where students are able to download their student documents, such as study plan and interim transcript, by clicking on the link “Download the study document” which is listed in their eClassroom course curriculum. The Reviewer can download sample study documents, using their login ID and password, as provided on page 4 above:

NOTE: Click on icon  on the top right of the page to log off.

1.2.2 Step B: eLibrary (Figure 1.2 label B) For Question 4

The eCampus library is integrated with the popular WWW library system, commonly available today, as shown in Figure 1.5.

AKAMAI REVIEWER INSTRUCTIONS

To access to the eLibrary, click on the eLibrary icon label “B” as shown in Figure 1.2.



Figure 1.5. e4Library

a) Questia Library

Questia is an online commercial digital library of books and journal articles. And newspapers, magazines and encyclopaedias, structured by trained academic librarians, with a special emphasis on textbooks and journal articles in business and social sciences. The great majority of items are under copyright, for which Questia has paid a fee to the copyright owners. All the text in all the Questia books and articles is available to subscribers, 24/7. This library is fee-based for the students. A free search function is available for faculty with select sections of materials available for review. (<http://en.wikipedia.org/wiki/Questia>; Cited: 8 Oct 2013)

b) The Free Library

Since 2003, The Free Library has offered free, full-text versions of classic literary works from hundreds of celebrated authors, whose biographies, images, and famous quotations can also be found on the site. Recently, The Free Library has been expanded to include a massive collection of periodicals from hundreds of leading publications covering Business and Industry, Communications, Entertainment, Health, Humanities, Law, Government, Politics, Recreation and Leisure, Science and Technology, and Social Sciences. This collection includes millions of articles dating back to 1984 as well as newly-published articles that are added to the site daily. (<http://www.thefreelibrary.com/>; Cited: 8 Oct 2013)

c) Google Scholar

Google Scholar is a freely accessible web search engine that indexes the full text of scholarly literature across an array of publishing formats and disciplines. Released in beta in November 2004, the Google Scholar index includes most peer-reviewed online journals of Europe and America's largest scholarly publishers, scholarly books and other non-peer reviewed journals. (http://en.wikipedia.org/wiki/Google_Scholar Cited:8/10/13)

d) Google Book

Google Books (previously known as Google Book Search and Google Print) is a service from Google Inc. that searches the full text of books and magazines that Google has scanned, converted to text using optical character recognition, and stored in its digital database. (http://en.wikipedia.org/wiki/Google_Books; 8 Oct 2013)

e) and Akamai University Virtual Library with links to a multitude of valuable library resources across the Internet.

AKAMAI REVIEWER INSTRUCTIONS FOR LIBRARY

Reviewer can explore the holdings of the Questia Media Library (the world's largest academic library) by clicking the following link [Click here for Questia](#)

q u e s t i a
The World's Largest Online Library

1.2.3 Step C: eBookstore (Figure 1.2 label C) For question 4

The eBookstore was developed with the Amazon bookstore platform, whereby Amazon.com is the world's largest virtual bookstore. The eBookstore allows the University to manage their book categories based on degree program online, the University also able to manage their bookstore sales through Amazon.com online system.

The student is able to search for the University proposed course related reading material and purchase the books through the eBookstore, thus saving time and making their studies much more convenient. In addition, to clarify the University study materials, Amazon.com has its e-recommendation system which will propose to the student related reading materials for purchase. The eBookstore is shown in Figure 1.6 below.

AKAMAI REVIEWER INSTRUCTIONS

The reviewer can login to the Akamai eBookstore by clicking on the eBookstore icon label "C" as shown in Figure 1.2 above.



Figure 1.6. EBookstore

1.2.4 Step D: Conference Room (Figure 1.2 label D) For question 6-7

The Akamai University's online conference room was developed by integrating the Google's Hangout feature which allows online live video conference chat session for up to 10 persons at a time. The hangout has a build-in live recording feature, with ability to publish and post in Akamai TV.

The conference room can be used for a wide variety of purposes including:

- a) University's Academic Council meeting.
- b) Comprehensive Examination and Thesis Viva Voce (Oral Examinations).
- c) Online proctoring for examinations
- d) Online mentoring activities
- e) A wide variety of meetings and gatherings

The Google's Hangout includes the following features (Figure 1.7, below):

- a) Live Video chat
- b) Live video broadcasting feature
- c) Screen sharing
- d) Online text chat feature
- e) And others downloadable features such as remote control etc.



Figure 1.7. Google hangout

To review a sample recorded video conference, kindly click the hyperlinks:

[ASIC Accreditation International Conference](#)

[Akamai Program Review Conference](#)

[Doctorate Thesis VIVA Oral-Defence](#)

1.2.5 Step E: Coffee Shop (Figure 1.2 label E) for question 7

The coffee shop feature was developed for the purpose of allowing the University community to interact amongst themselves. The community is able to hold group discussions with the video chat feature. They can spend time in the coffee shop to read the latest headlines through the “Newspaper” feature. The “Online Chess Game” will allow them to challenge each other and have social time. And finally the Akamai Community of Scholars forum is a public forum

on top of the eClassroom Forum (which will allow only enrolled students and faculty to post). The Akamai Community of Scholars forum allows eCampus visitors to write on the forum as part of the University open communication goals to accept comment and feedback from the world community to improve the academic programs and seek collaboration for the betterment of the human condition and sustainability of the planet. The coffee shop is shown in Figure 1.8 (below).

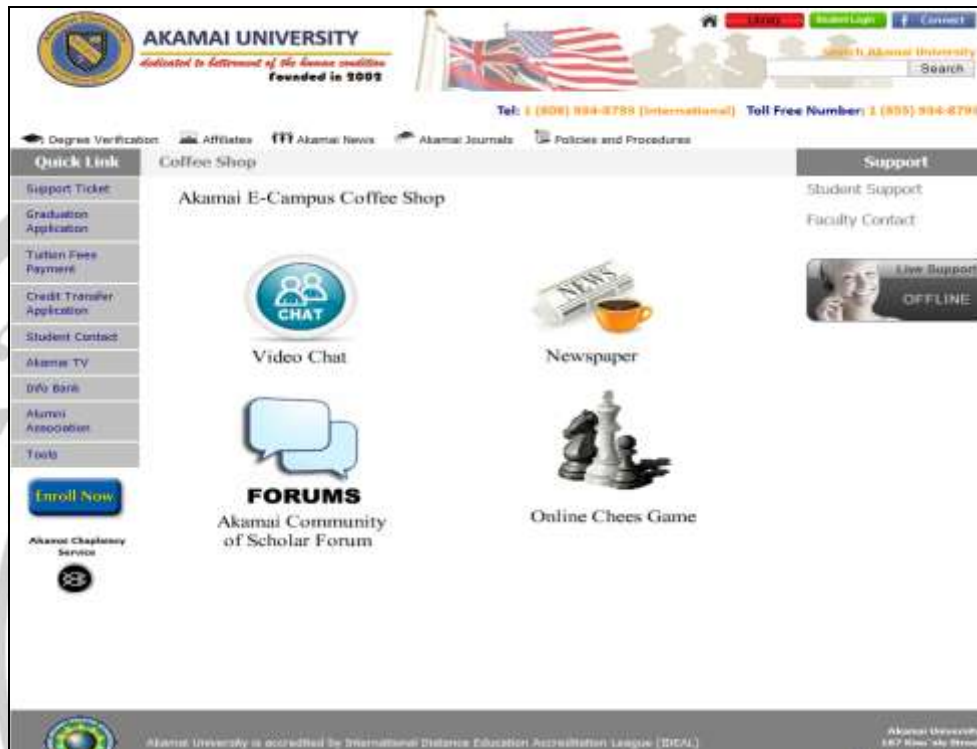


Figure 1.8. Coffee shop

1.2.6 Step F: Student Centre (Figure 1.2 label F) for question 7

The Student Centre was developed to permit students to purchase the Akamai-branded merchandise through its school store. The bookstore is also integrated in the student centre; at the same time the student is able to check into School Events with the event calendar feature.

The Virtual Professor was developed based on the “Character Hosting7” platform, with the same function just like the iPhone siri, the purpose of the virtual professor is to create a virtual person who can support the student of any question they might have, right now the virtual professor is still in beta version and more and more knowledge will feed in order to make the system smarter in the future. The Student Centre shown in Figure 1.9 (below) and the Virtual Professor shown in Figure 1.10 (below).

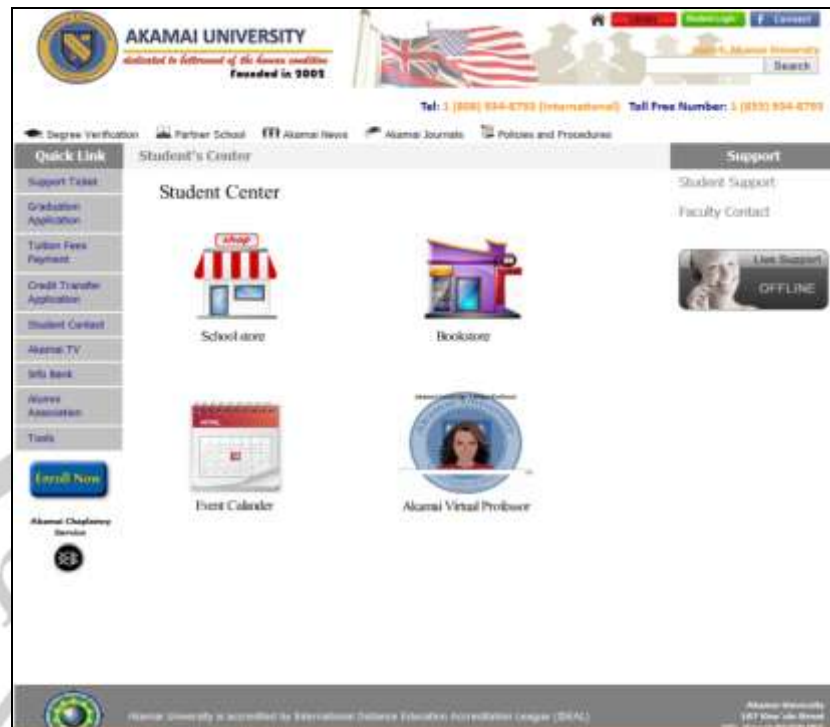


Figure 1.9. Student Centre



Figure 1.10. Virtual Professor

1.2.7 Step G: Akamai Journals: (For Question 9)

As part of the University effort to establish excellence as a Research Centre for the Betterment of the Human Condition, Akamai online publications include three University journals, namely: Journal of Organic Psychology and Natural Attraction Ecology (JOPNAE), Pacific Journal of Science and Technology

(PJSAT), and Journal for Advancement of the Human Condition (JAHC)”. A **Thesis Bank** feature was developed to host the Akamai student thesis and dissertation manuscripts online with a goal to emerge as one of the better thesis banks online. The **Research Blog** was also integrated to allow the school faculty to publish their research papers online.

To access to the page for Akamai’s Online Journal, [click here](#)

1.3 Access Questionnaire for Feedback

For the survey respondents, kindly click the appropriate link below, according to your category in order to send the valuable feedback to us for the purpose of to improve the eCampus capability to support of the distance learning programs in Akamai University:

- i. [Student or Alumni](#)
- ii. [Instructors](#)
- iii. [Deans, Program Directors and Administrative Staff](#)

1.4 Support during self-guided tour

Reviewers can request support during the eCampus self-guided tour by contacting the eCampus webmaster, as below:

a) **Contact the eCampus webmaster:**

Skype ID: khoo.vc

Email: khoo.vc@gmail.com

Mr. Khoo Voon Ching, Akamai eCampus Webmaster is on Malaysia Time which is 12 hours later than East Coast Time USA and 9 hours later than West Coast Time USA. Please allow adequate time for his email replies.

b) **Contact Akamai Supporting Staff:**

Live Chat Support (Hawaii Time from 9 am to 5 PM) – the reviewer can click on the icon shown in Figure 1.12. The live support Icon can be find on entire Akamai University Website either the main page or in the e-campus. If the Akamai staff are available, the icon will show “Online”. If it shows as “Offline”, staff are not available, but you may click to send a message, and staff will reply shortly.

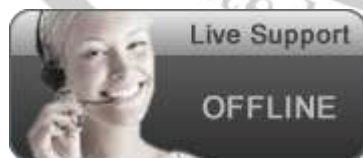


Figure 1.12: Live support icon

Contact Akamai University HQ:

Akamai University

187 Kino`ole Street

Hilo, Hawaii 96720 USA

Tel: 1 (808) 934-8793 (International)

Toll Free Number: 1 (855) 934-8793

1.5 Summary

The eCampus which was specially developed to take into account every important aspect of e-education quality. It benchmarks the services available in a traditional on-campus environment and has converted these into the virtual environment. This eCampus can be consider one of the more advanced across higher education, since it has integrated the eClassroom with a wide array of supporting features. As Akamai continues to advance every aspect of its technology management through the eCampus, it anticipates significant improvements for the online education community.

NOTE: If you have quality feedback regarding the Instructions, please send to the Webmaster via khoo.vc@gmail.com

Kind regards,

yiting
Khoo Voon Ching
Akamai eCampus Webmaster

